

# DATA SHEET



SCREENER

# KOMPATTO 5030



1. 2,450x970 mm  
10x4 inch
2. 2,190x970 mm  
10x4 inch



- |          |                       |
|----------|-----------------------|
| Stage V  | 35 kW<br>45 Hp Diesel |
| Tier 4F  | 35 kW<br>45 Hp Diesel |
| Stage 3A | 36 kW<br>47 Hp Diesel |



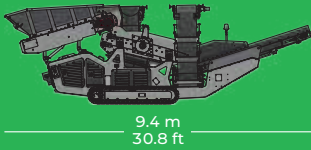
Up to 250 tph  
280 US tph



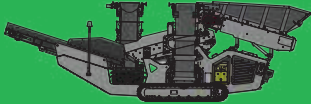
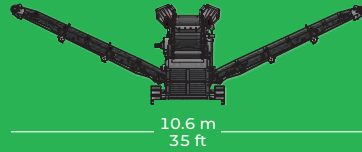
12,000 kg  
26,455 lb

[KOMPLETAMERICA.COM](http://KOMPLETAMERICA.COM)

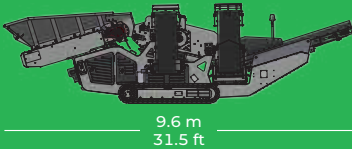
## WORKING



2.8 m  
9.2 ft



## TRANSPORT



2.5 m  
8.2 ft



## FEATURES AND BENEFITS

- Heavy duty single shaft incline screenbox with adjustable stroke & speed.
- Quick set up.
- Fast conversion from 3way split to 2 way split fully hydraulic for optionally mixing oversize and midsize product.
- Hydraulically folding conveyors.
- Fit into 40ft container.
- Smart design minimized weight 12ton.
- Variable feeder speed.
- Versatile screenbox from the operation of scalping before and screening after the operation of crushing.



Komplet America

749 Clawson Ave. Hillsborough, NJ 08844

✉ [info@kompletamerica.com](mailto:info@kompletamerica.com)

☎ 908-369-3340

