


DATA SHEET



SHREDDER

KROKODILE



1,500 mm (60")
0-35 rpm - 160,000 Torque



Stage V 160 kW
220 Hp Diesel

Tier 4F 160 kW
220 Hp Diesel

Stage 3A 160 kW
220 Hp Diesel



C&D 150 tph
175 US tph

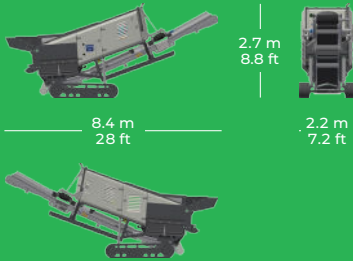
Waste 15 tph
18 US tph



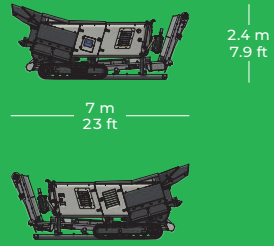
15,000 kg
34,000 lb

KOMPLETAMERICA.COM

WORKING



TRANSPORT



FEATURES AND BENEFITS

- Compact and low weight
- Auto reverse function helps product cutting tools
- Low wear part maintenance
- Short Set Up Times
- Tracks & Skip Hook provide exceptional maneuverability
- Possibility to work with damp or wet material
- Fast shaft changing system
- Various shredding programs: C&D, WOOD, WASTE, CUSTOMIZED, SYNCHRO - ASYNCHRO MODE
- Tilting Rear hopper designed for optimum material feed
- Hydraulic open system for side grid
- Hydrostatic drive shafts with a maximum torque up to 160.000Nm
- Complete radio remote control functionality allows for one-man operation
- Remote monitoring system Komplet-connect

TEETH SHAFT

ASPHALT / C&D



GENERAL WASTE



Komplet America

749 Clawson Ave. Hillsborough, NJ 08844

✉ info@kompletamerica.com

☎ 908-369-3340

